



# Haverling

LONDON BOROUGH

Cleaner, Safer, Prouder *Together*

[www.haverling.gov.uk](http://www.haverling.gov.uk)

# **Health and Well-Being Board Homeless Reduction Act (HRA) 2017 Update**

## **2020-21 Impact of COVID19**

Darren Alexander, Assistant Director Housing Demand

# Areas of focus

1. **Achievements so far**
2. **Additional Duties – New Burdens and Flexible Housing Support Grant**
3. **Homeless Demand – comparison with previous years**
4. **Analysis of prevention, relief and main duty decisions/acceptances outcomes**
5. **Use of temporary accommodation**
6. **Support needs and duty to refer**
7. **Tackling rough sleeping**
8. **Areas for improvement**
9. **Current Projects**

# Achievements

- Delivery of a Homelessness and Rough Sleeping Strategy 2020-25 and Allocations Policy
  - On track to deliver 2<sup>nd</sup> objective to end long term rough sleeping in Havering
- 90% of Total number of preventions and Relief outcomes 2019/20
- 86% of Total Number of preventions and relief outcomes for 2020/21
- Opened first 24hr high complex needs 5 bedroom property at Masfield Crescent
- Seen a significant increase in DUTY TO REFER referrals 235 in 20/21 vs 87 the previous year
- Joint working protocols with Probation, Havering Women's Aid, Childrens Services
- New Membership with Capital Letters to deliver affordable private sector housing
- Approval for Mercury Land Holdings to purchase good quality and affordable housing
- Approved New Allocations Policy
- Implemented our first Housing First Board
- Rough Sleeper snapshot count has reduced from 22 to 2 in the last 5 years

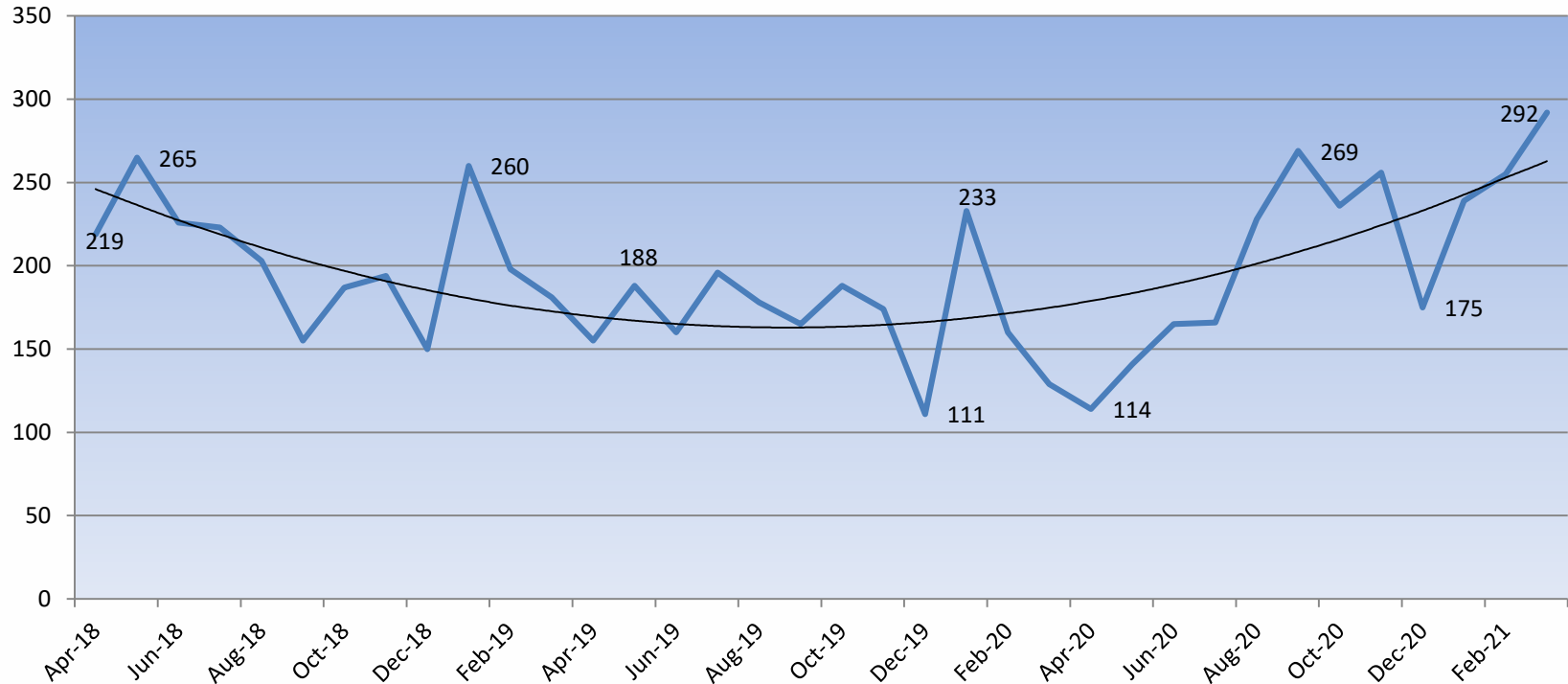


# Homeless demand

	April	May	June	July	Aug	Sept	Oct	Nov	Dec	Jan	Feb	Mar	Total	Average
<b>2018-19</b>	219	265	226	223	203	155	187	194	150	260	198	181	<b>2461</b>	<b>205</b>
<b>2019-20</b>	155	186	160	195	177	165	187	174	111	233	160	129	<b>2032</b>	<b>169</b>
<b>2020-21</b>	114	141	165	166	228	269	236	256	175	239	255	292	<b>2536</b>	<b>211</b>

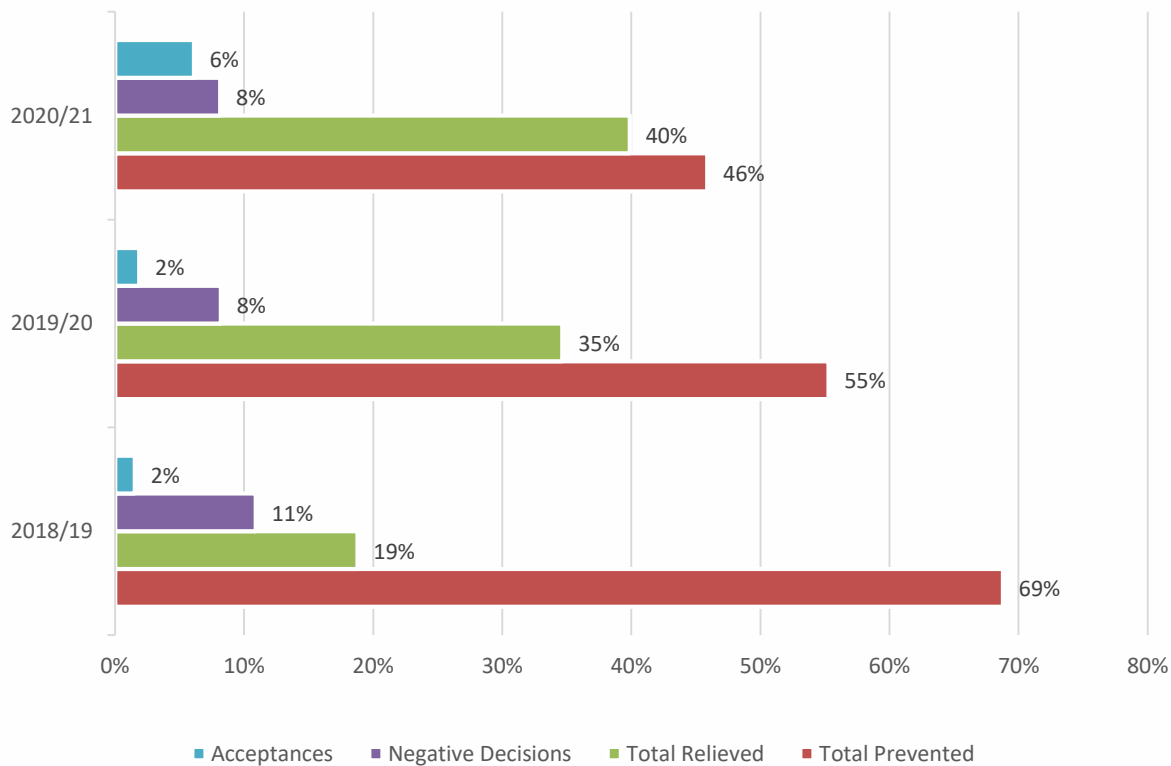
## TOTAL APPLICATIONS

— TOTAL APPLICATIONS



# Case management outcome

Prevention, Relief, Acceptance, Negative Decisions Outcome



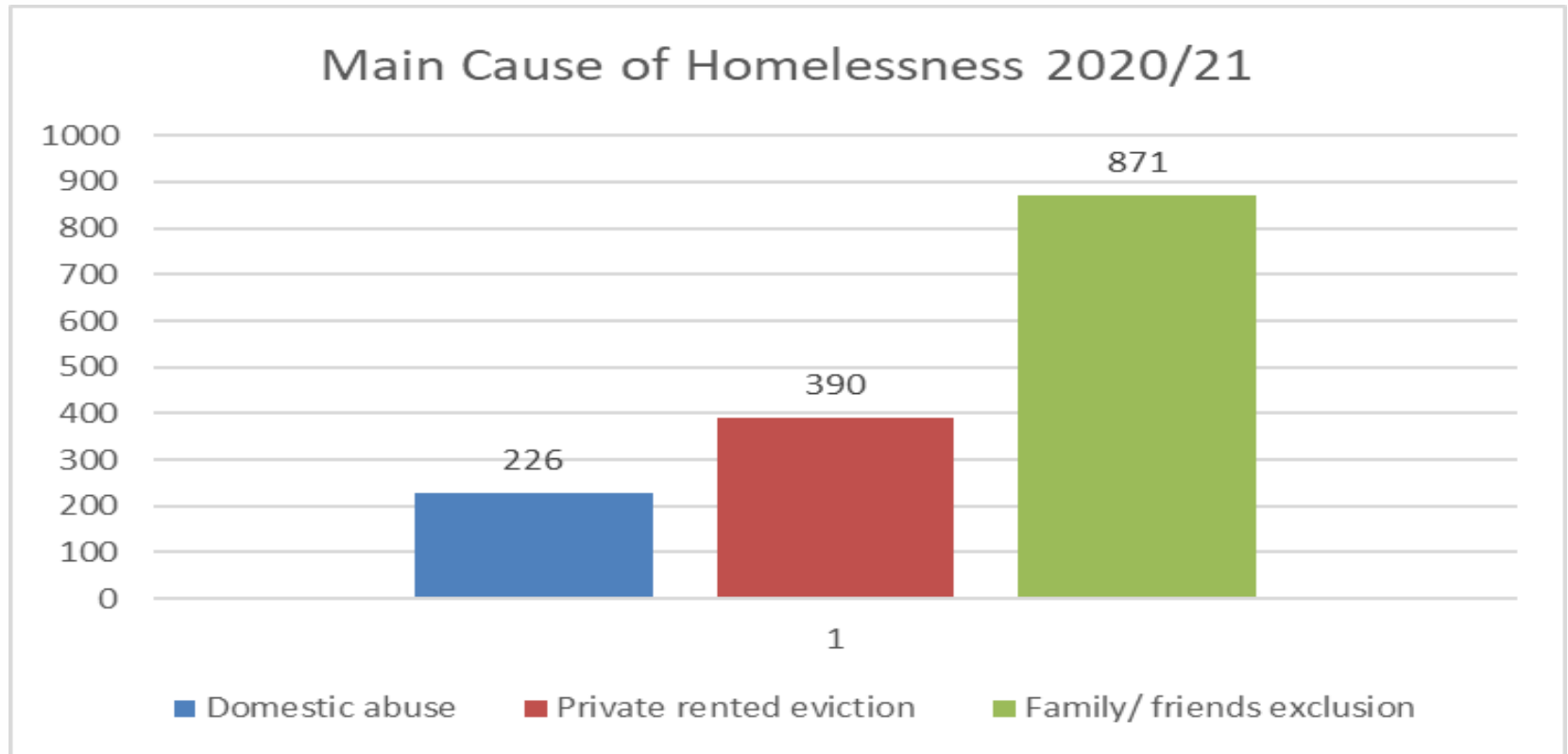
The trend shows that prevention outcome (homelessness resolved earlier) is reducing whilst relief outcome (help given to secure accommodation once a household is homeless) is increasing. Combined prevention and relief is 90% for 2019/20 and 86% in 202/21

This is because a lot more clients are coming already homeless especially during the pandemic. It also indicates that there may be a backlog of cases which needs to be addressed urgently in order to avoid an increase in temporary accommodation use.

Negative decision is 8% on average for both years.

Homeless acceptance has increased as more clients have complex need and requires support

## 3 Top Main reason for homelessness





# Domestic Abuse Demand

	Apr	May	Jun	Jul	Aug	Sept	Oct	Nov	Dec	Jan	Feb	Mar	Total
2019/20	7	5	7	7	5	7	12	9	2	7	4	5	77
2020/21	8	12	9	12	29	19	24	29	15	22	18	29	226
% difference	14%	140%	29%	71%	480%	171%	100%	222%	650%	214%	350%	480%	194%


# Find Your Own Scheme To assist households in finding a home in the private sector 2020-21

Prevention & Relief 2020-21	April	May	June	July	Aug	Sept	Oct	Nov	Dec	Jan	Feb	Mar	Total	%
Financial support (FYO)	12	6	19	38	33	41	30	47	32	27	20	17	322	19%
Without financial support	114	94	113	106	58	110	116	112	124	138	123	143	1351	81%
Total	126	100	132	144	91	151	146	159	156	165	143	160	1673	

## Comparison Find Your Own Scheme

	Apr	May	June	July	Aug	Sept	Oct	Nov	Dec	Jan	Feb	Mar	Total	% out of P&R outcomes	Total P&R outcomes
2018/19	5	21	24	27	30	32	22	19	17	15	12	8	232	15%	1543
2019/20	10	13	19	20	25	24	22	19	12	23	27	26	240	14%	1723
2020/21	12	6	19	38	33	41	30	47	32	27	20	17	322	19%	1673

# Homelessness Approaches, Prevention & Relief, Decisions and Temporary Accommodation 2020/21



## Most recorded support needs

The HRA requires local authorities to assess the support needs of homeless households. Below is the list of the most recorded support needs in 2019/20 and 2020/21. there are other support needs; old age, young persons under 21, young parent, Requires employment or training, care leaver, repeat homelessness etc.

Support need	2019/20	2020/21
History of mental health	129 (29%)	153 (29%)
Physical ill health & disability	141 (32%)	100 (19%)
Domestic abuse / Other abuse	36 (8%)	129 (24%)
Alcohol & drug dependency	21 (5%)	31 (6%)
Offending behaviour	20 (4%)	25 (5%)
Learning Disability	11 (2%)	13 (2%)
<b>Total</b>	<b>358</b>	<b>451</b>

## 'Duty to refer'

- Other public authorities are required to play their part in helping homeless people. If working with someone they consider is homeless or threatened with homelessness, with the person's permission, refer them to specialist services.
- Duty to refer applies to other public authorities e.g. DWP, prisons, hospitals, jobcentres, probation.

This part of the Act came into force in October 2018



### 235 referrals received during April 2020 - March 2021

	2019/20	2020/21
DWP	25	23
Hospital / Mental Health	20	44
Adult Secure estate (prison)	2	30
Other LA	12	18
Probation	9	38
Refuge/ Refuge Provider	6	14
Childrens Social Services	5	7
Street Services for Rough sleepers	2	7



Department  
for Work &  
Pensions



Ministry  
of Justice

## 'Duty to refer' April 2020 – March 2021

	April	May	June	July	August	Sept	Oct	Nov	Dec	Jan	Feb	Mar	Total
Adult Social Services		1					2	2	4	3	3	8	23
Adult Secure Estate (prison)				2	4	1	4	6	7	2	1	3	30
CAB						1							1
Childrens Social Care	1						1		2		3		7
Community Rehabilitation Company	1			1				1					3
Community Safety								1					1
Jobcentre				1	3		1	1	5	1	4	7	23
Hospital	2	2	4	8	4	1	2	2	4	1	2	6	38
Housing related (floating) support		1	2								2		5
Mental Health Service Community based			1		1		1		1	1		1	6
NASS				1						1			2
Probation	2	6	2	1	2	1	2	2	4	6	2	8	38
Other Local Authority Service						1	2	2	4	1	5	3	18
Refuge Provider							1	1	1			2	5
Other	2	1			1		1	1	1	1		1	9
Police	1		1				1			1	2		6
Refuge		1		1						3	1	3	9
Street Services for rough sleepers				1				1	2	1	1	1	7
Supported Housing Provider									3				3
Local Connection referral								1					1
TOTALS	9	12	10	16	15	5	18	21	38	22	26	43	235

# Tackling rough sleeping

- Total number of rough sleepers verified in Havering for 2020/21 was 58 compared to 53 of the previous year.
- There were 129 approaches who advised they were rough sleeping at time of approach.
- Severe Weather Provision at Hostel / hotel - 12 referrals were made; 9 were placed.
- In 2020/21, we placed 93 under the Everyone In scheme into hotels.

## 8 Housing First Properties

- We set an objective to deliver 8 self contained council properties for people who have lived on the streets and with a history of hospital admissions and offending
- 3 people have been housed

## Rough Sleepers Initiative (RSI) Grant

- Additional funding made it possible to recruit an On-Street Officer, Intensive Tenancy Support and Healthcare Navigator. These officers would help provide support in accommodation and to sustain tenancies.



# Areas for service improvements

- Improve access for single people to secure suitable and affordable accommodation in the private rented and temporary accommodation
- Increase the numbers of complex need supported housing provision – to meet the needs of people with drug and alcohol/ mental health
- Develop a complex needs strategy
- Develop our Private Sector Leased accommodation offer to landlords
- Build better partnerships with adults social care and mental health
- Improve the hospital discharge pathway

# Other current projects

- Domestic Abuse Housing Alliance DAHA Accreditation
- Online Housing Register Application
- BEAM – Supporting clients into work
- Jigsaw – Customer Portal
- E-Learning – Home Connections
- Think Tank – In house innovation champions
- Capital Letters – London wide lettings agency
- Landlord Forum with PRS Team
- Mental Health Forum
- Joint Protocols with other Services / Organisations
- Mercury Land Holdings – purchase 25 properties a year

# Questions?