

# Adopt London East Board Report

Presentation to Children's Scrutiny Sub Committee



# Adopt London East



- Regional Adoption Agency
- Hosted by Havering: with Newham, Tower Hamlets and Barking and Dagenham
- Part of Adopt London group – 23 Local Authorities
- Working together to improve outcomes for adopted children in London
- Go Live 1<sup>st</sup> October 2019
- Service delivered since March 2020 under Covid restrictions
- Second Annual report

# The Annual report 2020/21



- Statutory requirement
- Presented to ALE Partnership Board and elected members in all 4 LA's
- Information on all aspects of service
- Focus on performance
- Havering specific addendum report
- Financial statement: service managed within budget

# Number of placements made



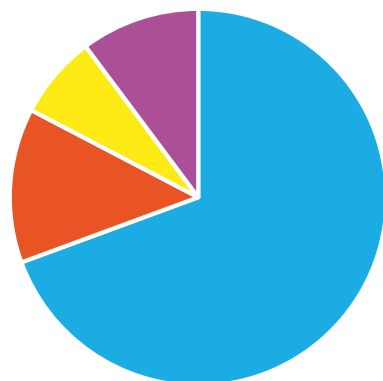
RAA	Number placed	Number of LA's	Average per LA
Coram	32	9	3.5
AL South	72	9	8
AL East	43	4	11
AL West	27	4	7
AL North	33	6	5.5

Overall numbers placed across each RAA vary considerably and are largely dependent on the number of LA's the RAA serves. ALE performance equates to an average of 11 placements per LA. The other RAA's average is considerably lower and ranges from 3.5 to 8 placements per LA

# Profile of adoptive enquirers

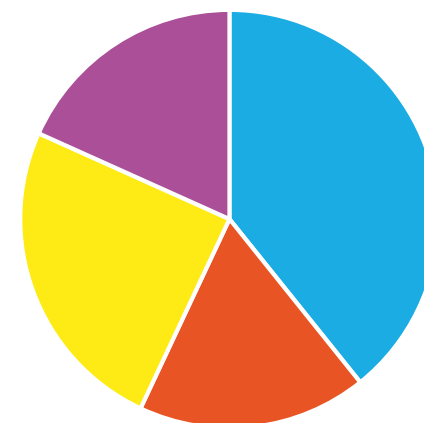


## Ethnicity 2019/20



- White British
- Asian
- Black African/Caribbean
- White Other

## Ethnicity 2020/21



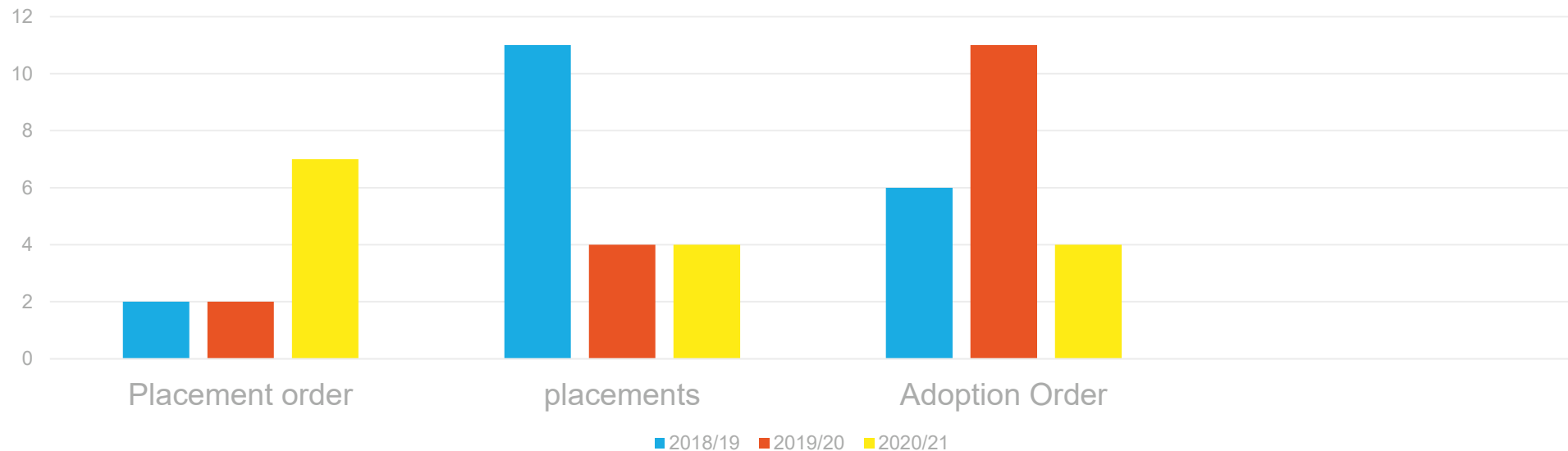
- White British
- White other
- Asian
- Black

Although White British adopters continue to be the largest single group, a wider span of adopter applications has resulted in greater diversity. Last year 69% of prospective adopters were White British: this has decreased to 39% in one year. The percentage identifying as Black has increased from 7% to 39% in the same timescale.

# Havering adoption performance



## Adoption

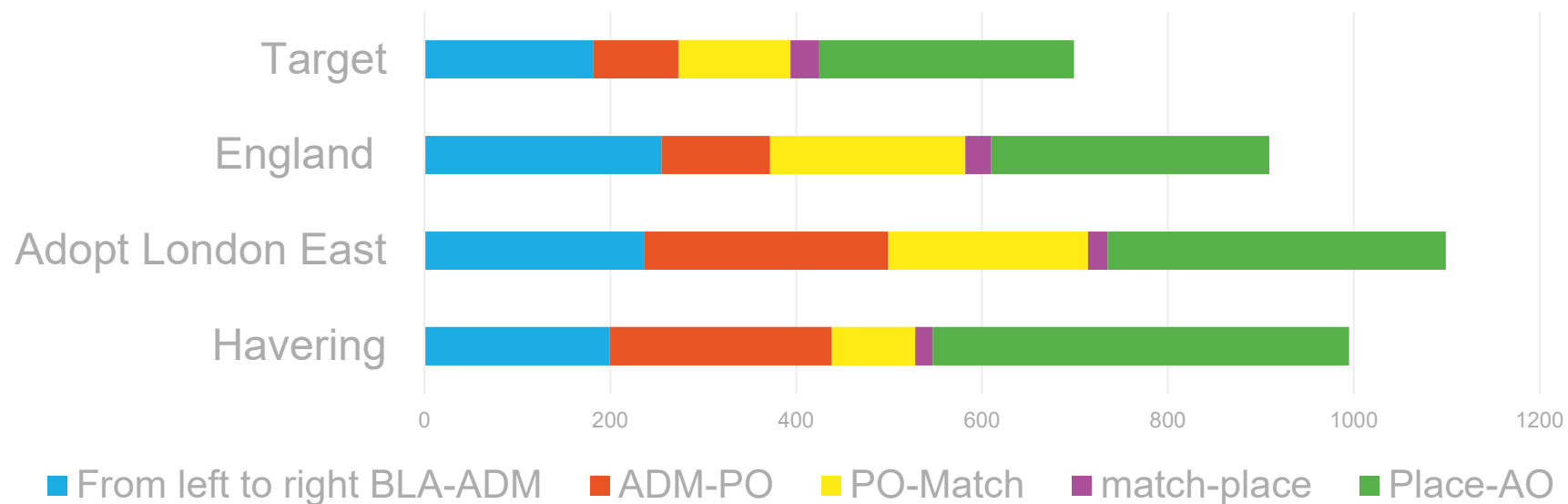


- The number of placement orders increased from 2 to 7 in 2020/21. This will result in an increase in adoptions in 2021/22.
- The number of placements made has decreased in 2019/20 and 2020/21 this reflects the number of children available for adoption.
- The number of children adopted increased in 2019/20 following the increase in placements made in 2018/19. The number then fell in 2020/21 as fewer children were made subject of a placement order and placed.

# Havering adoption timeliness



Timeliness of Adoption

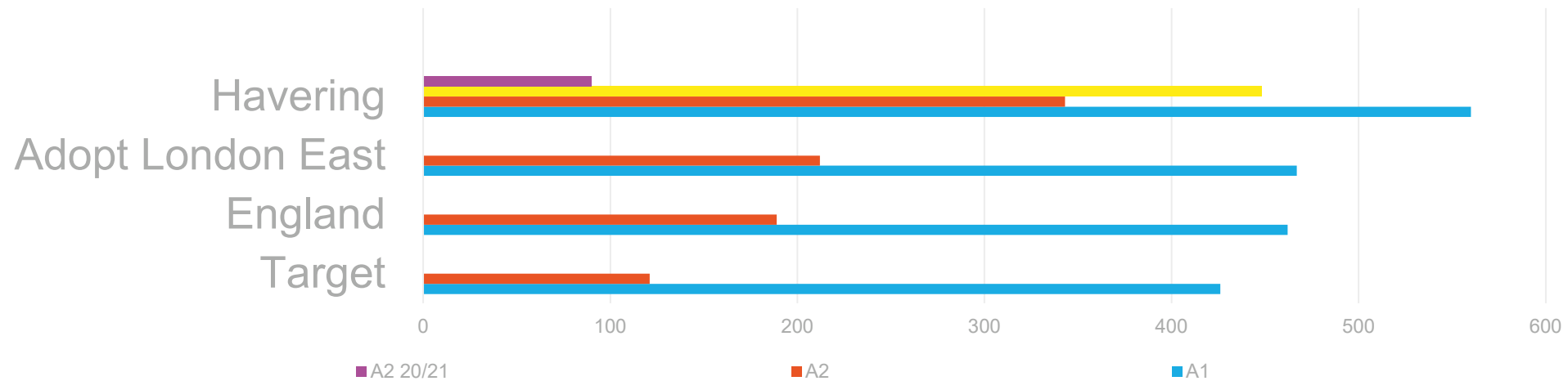


- Havering performance lower than the England average in BLA to ADM decision.
- Delays in ADM decision to placement order due to complications in court processes in 2 of the cases.
- Timeliness in placement order to place is better than both the target and England average.
- Once placed Havering children have waited the longest to be formally adopted due to lengthier court times in East London addressed by joint work with the courts
- Children in Havering are placed quicker than Adopt London East and England averages.

# A1 and A2 indicator: three year averages



## A1 and A2 indicators



Bottom line: A1: Line 2 A2: Line 3 Havering A1 20/21: Line 4 Havering A2 20/21

A1 timeliness from BLA to place for adoption

- Performance in 20/21 improved on the A1 3 year average, from 560 days to 448. - improved timeliness through working in partnership.

A2 Timeliness from placement order to match

- Performance in 20/21 improved from a 3 years rolling average of 343 days to 90 days, lower than the DfE set target and England averages.



# Summary of Achievements



- The highest rate of children placed in all London RAA's
- Adopter approval in line with or higher than all London RAA's
- A large increase in the percentage of black and LGBT adopters
- A new adopter support offer both locally and pan London
- A Covid support offer independently evaluated as outstanding and praised by the DfE
- Rapid response to Covid including quick development of online training and support
- A productive partnership with We are Family delivering webinars and podcasts as well as direct support
- A clear and positive website showcasing our work

# Achievements 2021/22



- Increase in adopter approval : 17 to date projected 32 in year
- Continued improvement in numbers of enquiries from black prospective adopters
- Increase in Early Permanence placements: 10 to date across ALE
- Improvement in timeliness of court procedures through joint work
- 33% increase in adoption support cases in Havering since 20/21
- Strengthened local partnerships
- Operational group working together to improve adoption work
- Black adoption project with Adopt London