



CRIME AND DISORDER OVERVIEW AND SCRUTINY COMMITTEE

5 October 2021

Subject Heading:

Crime and Disorder Overview and Scrutiny Committee Performance Indicators - Quarter 1 (2021/2022)

SLT Lead:

Barry Francis
Director of Neighbourhoods

Report Author and contact details:

Charlotte Dervish
Tactical Analyst
Charlotte.Dervish@havering.gov.uk
01708 434589

Policy context:

The report sets out Quarter 1 performance for indicators relevant to the Committee.

Financial summary:

There are no direct financial implications arising from this report. However adverse performance against some performance indicators may have financial implications for the Council.

The subject matter of this report deals with the following Council Objectives

Communities making Havering	[x]
Places making Havering	[x]
Opportunities making Havering	[]
Connections making Havering	[]

SUMMARY

The report provides information on performance against the indicators previously requested by the Crime and Disorder Overview and Scrutiny Sub-Committee during Quarter 1 (April to June 2021).

RECOMMENDATIONS

That the Crime and Disorder Overview and Scrutiny Committee;

- note the contents of the report;
- consider the performance information required going forward; and

- request information as set out in the report.

REPORT DETAIL





1. Response time to Immediate (I) Grade Incidents

The MPS has a target to reach 90% of “Immediate” (I) graded calls within 15 minutes of the call being made in Q1 2021-22

I Grades:

Week Ending	% Calls In Target Previous Year	% Calls In Target Current Year
04-Apr-21	87.1%	73.7%
11-Apr-21	87.2%	75.8%
18-Apr-21	86.9%	73.7%
25-Apr-21	87.5%	70.9%
02-May-21	82.1%	68.0%
09-May-21	86.4%	67.4%
16-May-21	87.2%	66.7%
23-May-21	80.8%	63.2%
30-May-21	75.3%	67.9%
06-Jun-21	83.9%	74.0%
13-Jun-21	84.2%	65.8%
20-Jun-21	79.1%	64.4%
27-Jun-21	76.3%	63.8%
Total	82.9%	68.7%

2. Crime

Crime Type	Q1 2019-20	Q1 2020/21	Q1 2021/22	Direction of Change
TNO	4833	3354	4201	
Burglary – Residential	306	177	159	
Burglary - Business and Community	205	47	65	
Artifice Burglary	7	2	1	



Crime and Disorder Overview and Scrutiny Committee, 28 September 2021

Domestic Abuse Incidents	1046	1151	1133	
Domestic Abuse Offences	653	621	661	
Robbery of Personal Property	161	64	84	
Non DA VWI	451	349	473	
Gun Crime Lethal Barrelled Discharged	0	1	0	
Knife Crime	71	45	35	
Knife Crime With Injury	19	14	11	

3. ASB Calls

The relaxation of COVID-19 restrictions has seen a dramatic reduction in reported ASB to the police. This is mainly due to the decrease in complaints of non-compliance with government guidance.

The Table below compares the level of ASB calls made to the police within Havering in Q1 of 2021-22 compared to the same period in 2019-20 and 2020-21 and shows a reduction of 2218 ASB calls, down by 55% compared to the same period last year.

	Q1 2019/20	Q1 2020/21	Q1 2021/22	% Change
April	445	1634	676	-59%
May	445	1538	570	-63%
June	466	864	572	-34%
Total	1356	4036	1818	-55%

The Councils Enforcement and Public Protection have worked tirelessly throughout this period to remind people of the guidance and the importance of compliance with government guidance.

IMPLICATIONS AND RISKS

Financial implications and risks:

There are no direct financial implications arising from this report. However adverse performance against some performance indicators may have financial implications for the Council.

Legal implications and risks:

Whilst reporting on performance is not a statutory requirement, it is considered best practice to review the Council's progress against the Corporate Plan and Service Plans on a regular basis.

Human Resources implications and risks:

There are no specific Human Resource implications or risks arising directly from this report.

Equalities implications and risks:

This report relates to information requested by the committee rather than policy. There are no direct equalities implications or risks associated with this report.

The Public Sector Equality Duty (PSED) under section 149 of the Equality Act 2010 requires the Council, when exercising its functions, to have 'due regard' to:

- (i) The need to eliminate discrimination, harassment, victimisation and any other conduct that is prohibited by or under the Equality Act 2010;
- (ii) The need to advance equality of opportunity between persons who share protected characteristics and those who do not, and;
- (iii) Foster good relations between those who have protected characteristics and those who do not.

Note: 'Protected characteristics' are age, disability, gender reassignment, marriage and civil partnerships, pregnancy and maternity, race, religion or belief, sex/gender, and sexual orientation.

The Council is committed to all of the above in the provision, procurement and commissioning of its services, and the employment of its workforce. In addition, the Council is also committed to improving the quality of life and wellbeing for all Havering residents in respect of socio-economics and health determinants.