

Appendix 1; Response to public consultation

Please note that this is a combination of the responses received online, by hand and verbally at the consultation meetings

Question 1; which of the following applies to you?

Total number of responses = **872** (multiple options could be chosen)

444 (51%) I am a Havering resident

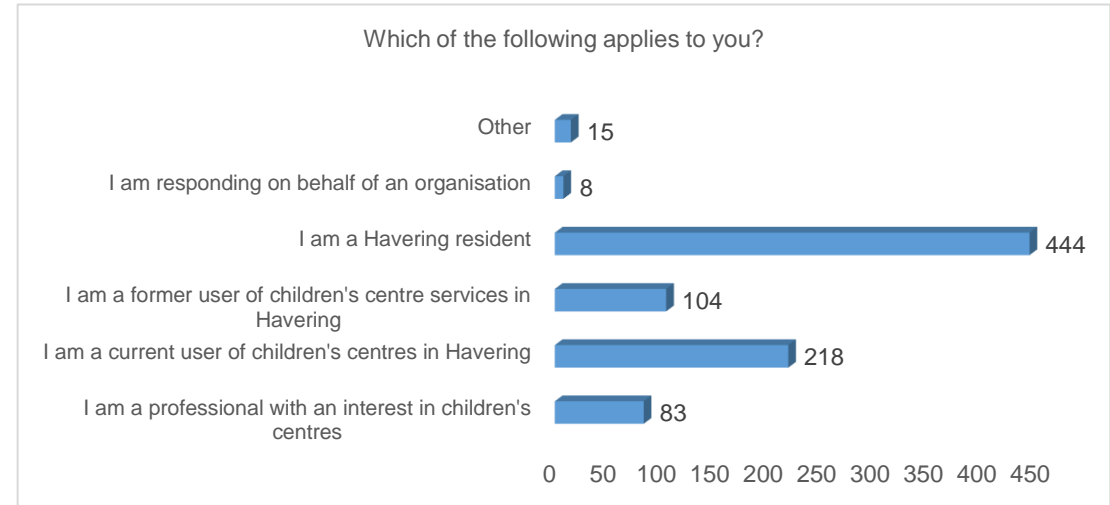
218 (25%) I am a current user of children's centre services in Havering

104 (12%) I am a former user of children's centre services in Havering

83 (10%) I am a professional with an interest in children's centres

8 (1%) I am responding on behalf of an organisation

15 (2%) Other



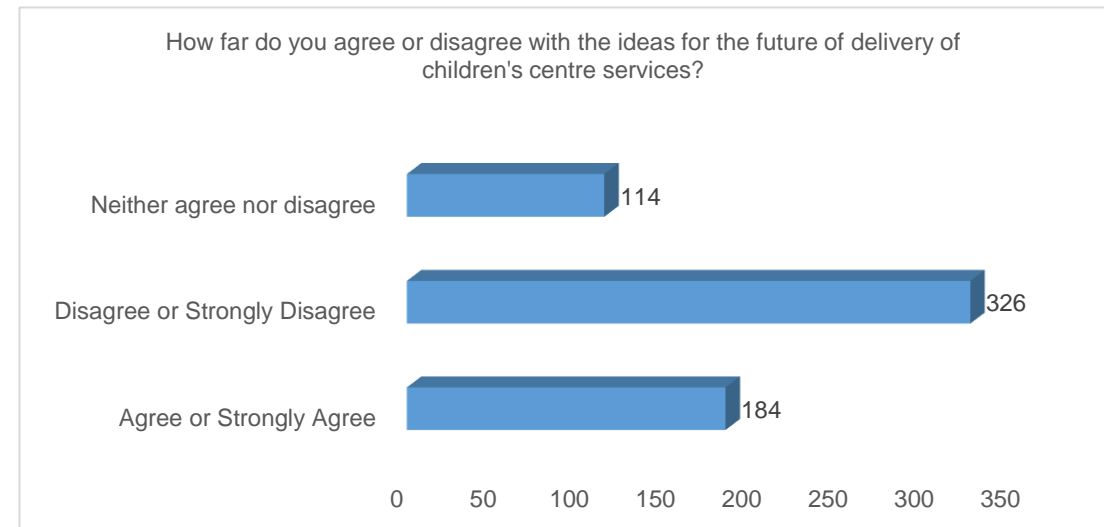
Question 2; How far do you agree or disagree with the ideas for the future delivery of children's centre services?

Total number of responses = **624**

326 (52%) Disagree or strongly disagree

184 (29%) Agree or strongly agree

114 (18%) Neither agree nor disagree



Question 3; How far do you agree with us using community venues, aside from children's centres, to deliver activities and groups from?

Total number of responses = **627**

314 (50%) Agree or strongly agree

202 (32%) Disagree or strongly disagree

111 (18%) Neither agree nor disagree

Question 4; To help us explore possible venues for future delivery of activities and groups for children aged under five, please let us know which venues you would consider attending;

Total number of responses = **1730** (multiple options could be chosen)

361 (21%) Community Centres

290 (17%) Leisure Centres

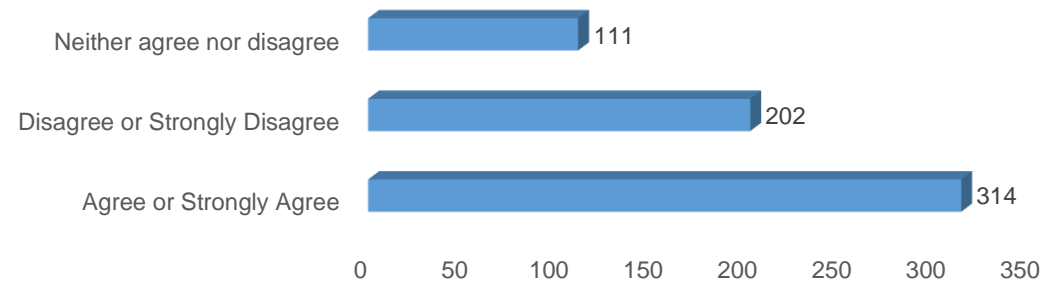
274 (16%) Nurseries or Pre-Schools

269 (16%) Church Halls

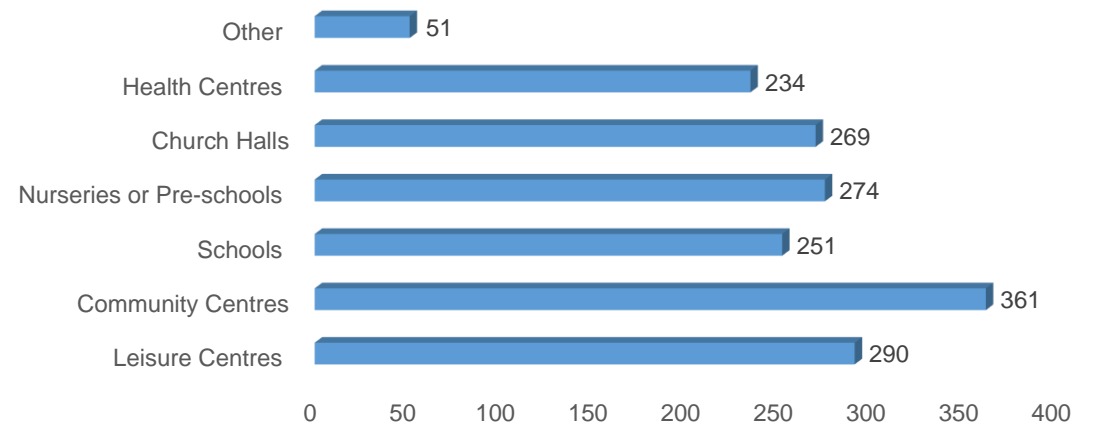
251 (15%) Schools

234 (14%) Health Centres

How far do you agree with us using community venues, aside from children's centres, to deliver activities and groups from?



Which type of venue would you consider using for groups and activities for children under 5?

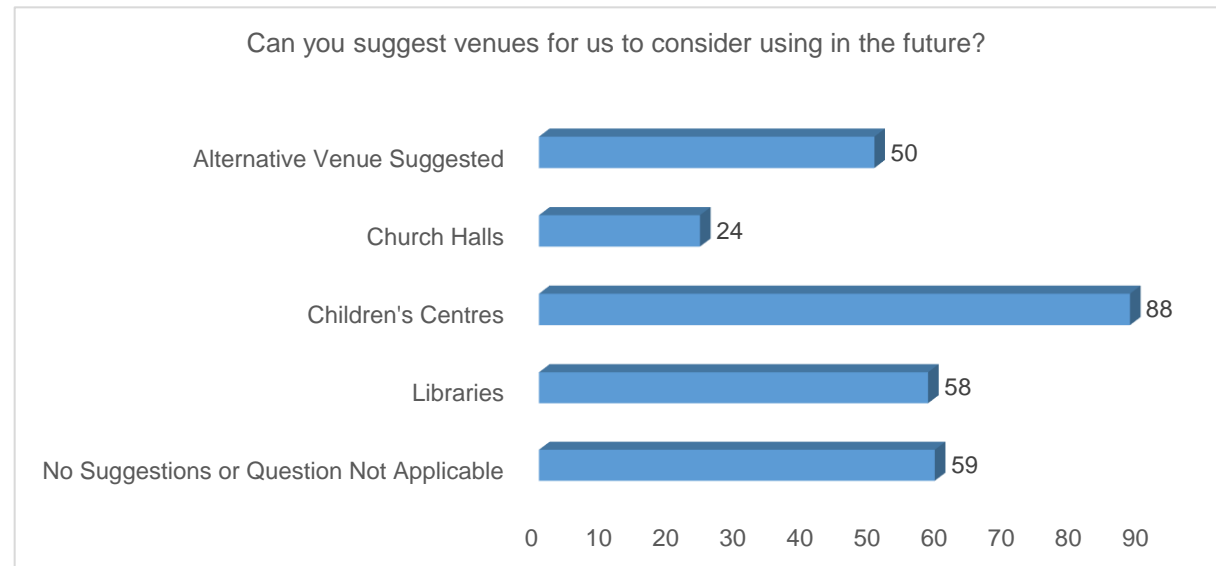


51 (3%) Other

Question 5; Are there any suggestions you can give us of venues in your local area that would be suitable for the delivery of activities and groups for children aged under five and their parents/carers?

Respondents were given the option to write free text in response to this question. We have analysed this in conjunction with the responses to the subsequent question which asked residents to suggest venues that we could consider for service delivery in the future. In total there were 319 free text responses to this part of the survey.

A number of responses to this question were in support of retaining service delivery in children's centre, with a number of residents expressing concern that services available in their local area would be lost.



50 specific community venues in the borough were identified by residents as possible options for service delivery going forward, these have all been noted and are being explored. Some of the most popular suggestions were;

- Community Spaces in local supermarkets
- Coffee Shops/Cafés
- Space in shopping centres
- Pop-ups in unused shops
- Local Parks

Respondents also highlighted the need to consider venue accessibility and availability of parking when venue use is considered. Others expressed that they would use any venue providing it is suitable for the service on offer. There was also concern expressed about services being removed from Harold Hill and Rainham.

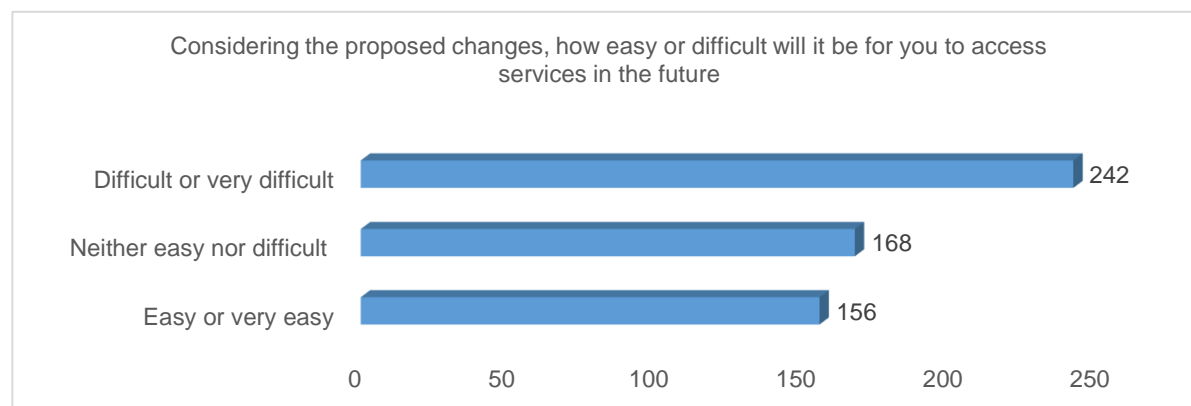
Question 6; considering the proposed changes, how easy or difficult will it be for you to access services in the future?

Total number of responses = **566**

242 (43%) Difficult or very difficult

168 (30%) Neither easy nor difficult

156 (28%) Easy or very easy



Question 7; Which Children's Centre Services do you use regularly?

Total number of responses = **1094** (multiple options could be chosen)

Activity	Number	Percentage of Overall Responses
Stay and Play (0-5 Years)	179	16%
Health Visiting Services	141	13%
Baby Stay and Play (0-12 months)	127	12%
Midwifery Services	125	11%
Musical Jelly Beans	109	10%
Baby Massage	82	7%
Sensory Play	74	7%
Infant Feeding Café	63	6%
Dad's Club	31	3%
Starting Solids Workshop	30	3%
Parent Surgery	30	3%
Ready Steady Talk	30	3%
Employment Advice Surgery	23	
Butterflies (Perinatal mental health support group)	21	
Good Beginnings (SEND Support Group)	13	
Mellow Babies Parenting Course (Teenage Mothers)	8	

Question 8; What Children's Centre do you use most often?

 Total number of responses = **416**
108 (26%) Collier Row

72 (17%) Elm Park

67 (16%) Rainham Village

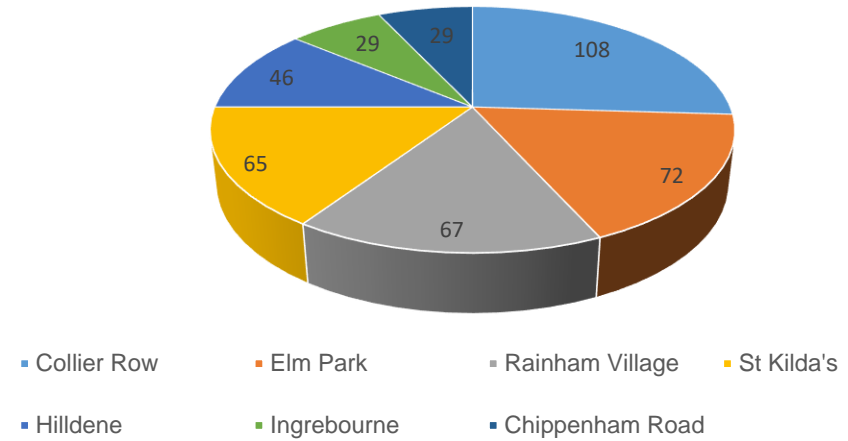
65 (16%) St Kilda's

46 (11%) Hilldene

29 (7%) Ingrebourne

29 (7%) Chippenham Road

Which Children's Centre Services do you use most often?

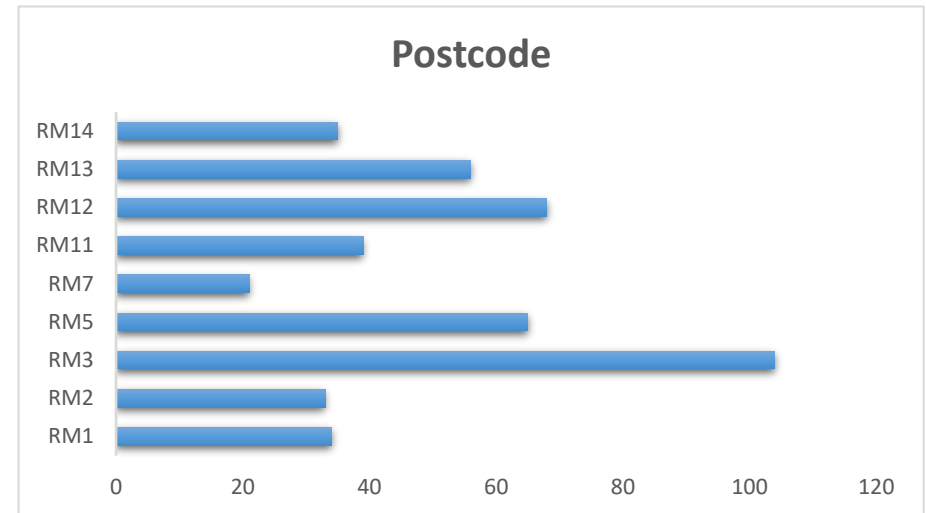


Equality and Diversity Monitoring

(This applies for respondents across the Libraries, Children's Centres and Community Hubs questionnaire. The overall total number of responses was **1614**)

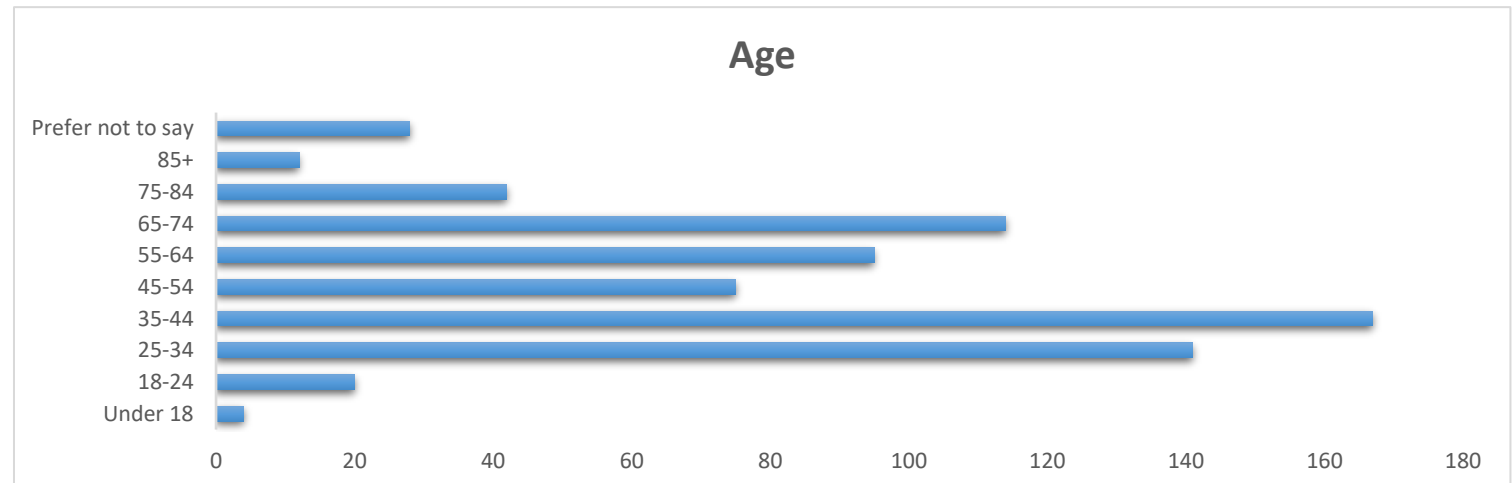
Question 1; please tell us your postcode (total number of responses = 456)

Postcode	Area	Number
RM1	Romford, Rise Park	34
RM2	Gidea Park	33
RM3	Harold Hill, Harold Wood, Noak Hill and Harold Park	104
RM5	Collier Row	65
RM7	Romford, Rush Green	21
RM11	Hornchurch, Emerson Park and Ardleigh Green	39
RM12	Hornchurch, Elm Park	68
RM13	Rainham, Wennington and South Hornchurch	56
RM14	Upminster and Cranham	35
Out of borough	N/A	1



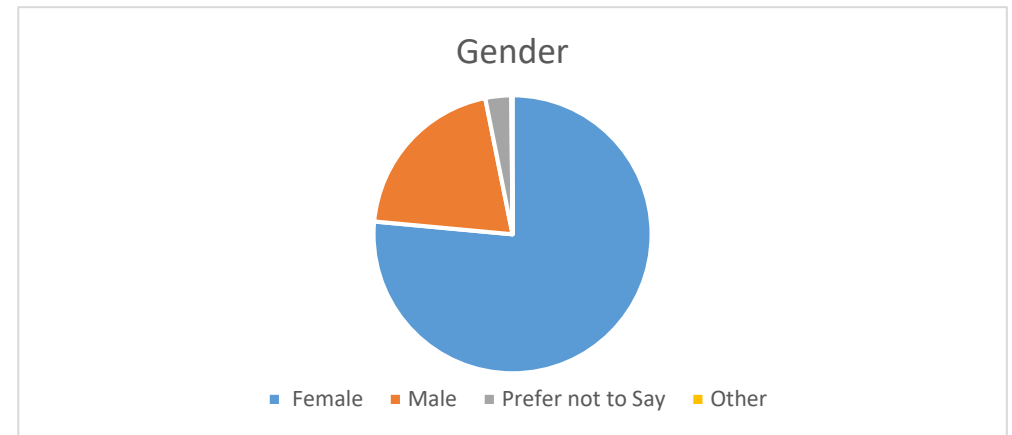
Question 2; How old are you? (Total number of responses = 698)

Age	Number
Under 18	4
18-24	20
25-34	141
35-44	167
45-54	75
55-64	95
65-74	114
75-84	42
85+	12
Prefer not to say	28



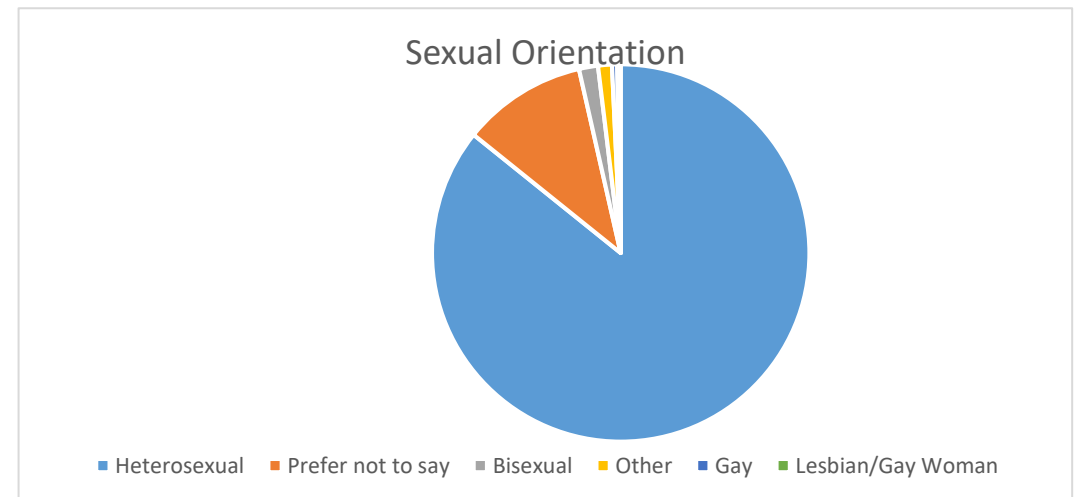
Question 3; Gender (total number of responses = 697)

Age	Number
Female	533
Male	142
Prefer not to Say	21
Other	1



Question 4; How would you describe your sexual orientation? (Total number of responses = 675)

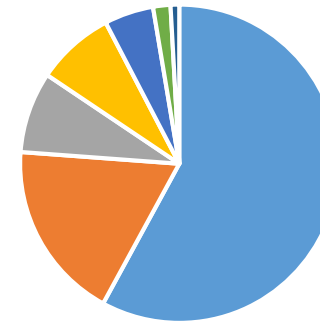
Sexual Orientation	Number
Heterosexual	579
Prefer not to say	72
Bisexual	11
Other	8
Gay	3
Lesbian/Gay Woman	2



Question 5; Relationship Status (Total number of responses = 680)

Relationship Status	Number
Married	394
Single	124
Prefer not to say	56
Cohabiting	54
Widowed	34
Other	12
Civil Partnership	6

Relationship Status

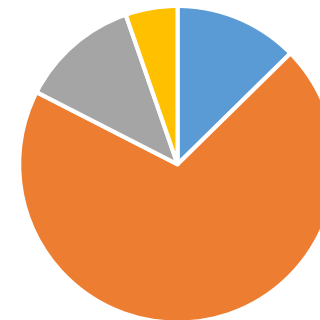


■ Married ■ Single ■ Prefer not to say ■ Cohabiting ■ Widowed ■ Other ■ Civil Partnership

Question 6; Are you pregnant or have you given birth in the last 26 weeks?

Pregnancy/Maternity	Number
Married	394
Single	124
Prefer not to say	56
Cohabiting	54

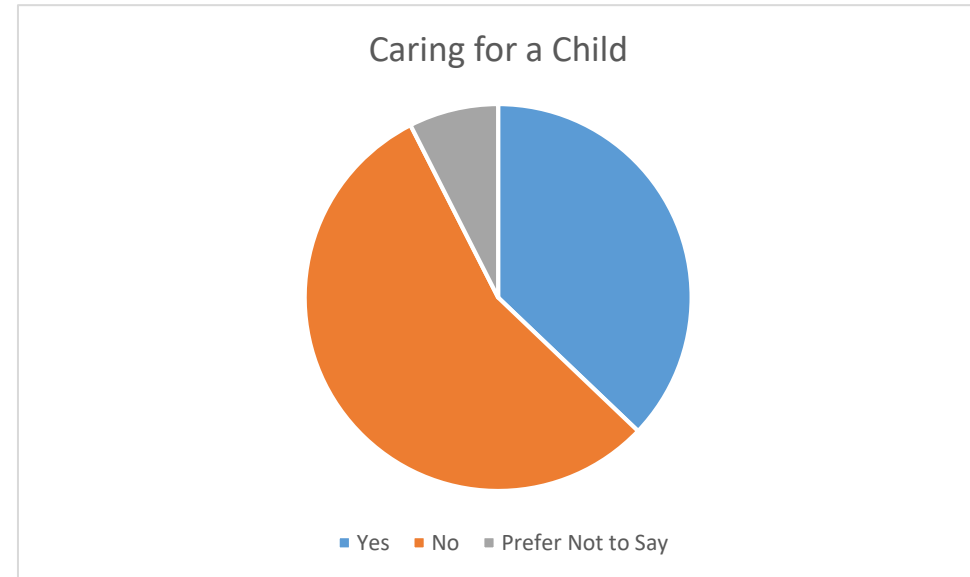
Pregnancy/Maternity



■ Yes ■ No ■ N/A ■ Prefer not to say

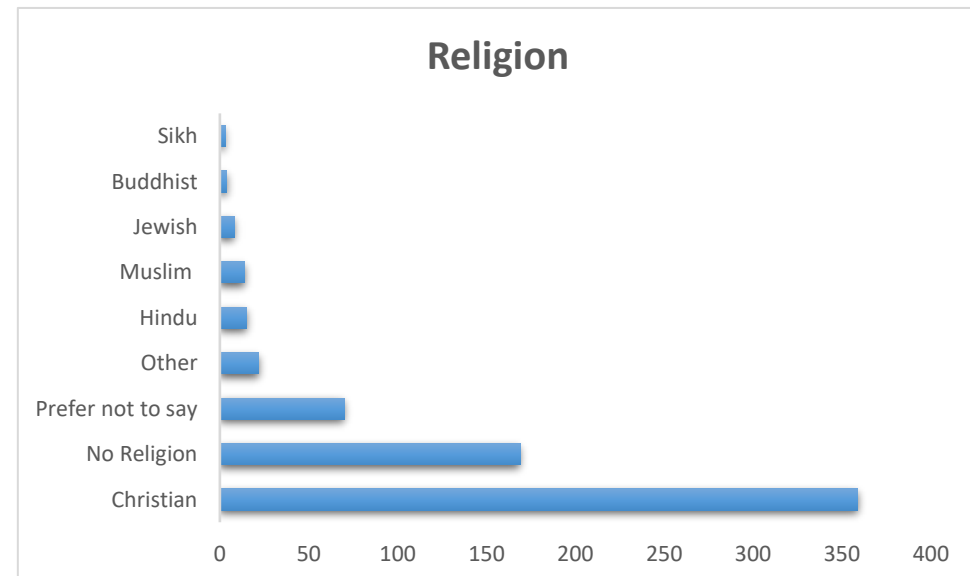
Question 7; Do you have unpaid responsibility for a child as a parent/guardian etc.? (Total number of responses = 641)

Caring for a Child	Number
Yes	238
No	355
Prefer not to say	48



Question 7; Faith, Religion or Belief (Total number of responses = 664)

Religion	Number
Christian	359
No Religion	169
Prefer not to say	70
Other	22
Hindu	15
Muslim	14
Jewish	8
Buddhist	4



Sikh	3
------	---

Question 9; How would you describe your ethnic origin?
 (Total number of responses = 677)

Ethnic Origin	Number
White or White British	513
Black or Black British	33
Asian or Asian British	41
Mixed/Multiple Ethnic Group	23
Other Ethnic Group	14
Prefer not to say	53

