



# Havering

LONDON BOROUGH



# **Quarter 2 Performance Report 2017/18**

## **Health O&S Sub-Committee**

**30 November 2017**



## About the Health O&S Committee Performance Report

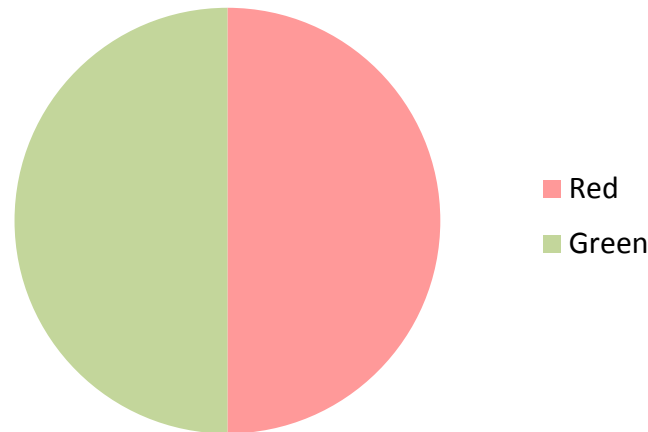
- Overview of the key performance indicators as selected by the Health Overview and Scrutiny Sub-Committee
- The report identifies where the Council is performing well (**Green**) and not so well (**Red**).
- Where the RAG rating is '**Red**', '**Corrective Action**' is included. This highlights what action the Council will take to address poor performance.



## OVERVIEW OF HEALTH INDICATORS

- 3 Performance Indicators are reported to the Health Overview & Scrutiny Sub-Committee.
- Performance ratings are available for 2 of the 3 indicators.

Q2 Indicators Summary



In summary of the 2 indicators:

**1 (50%)** has status of **Green** (on target)

**1 (50%)** has a status of **Red** (off target)



## Quarter 2 Performance

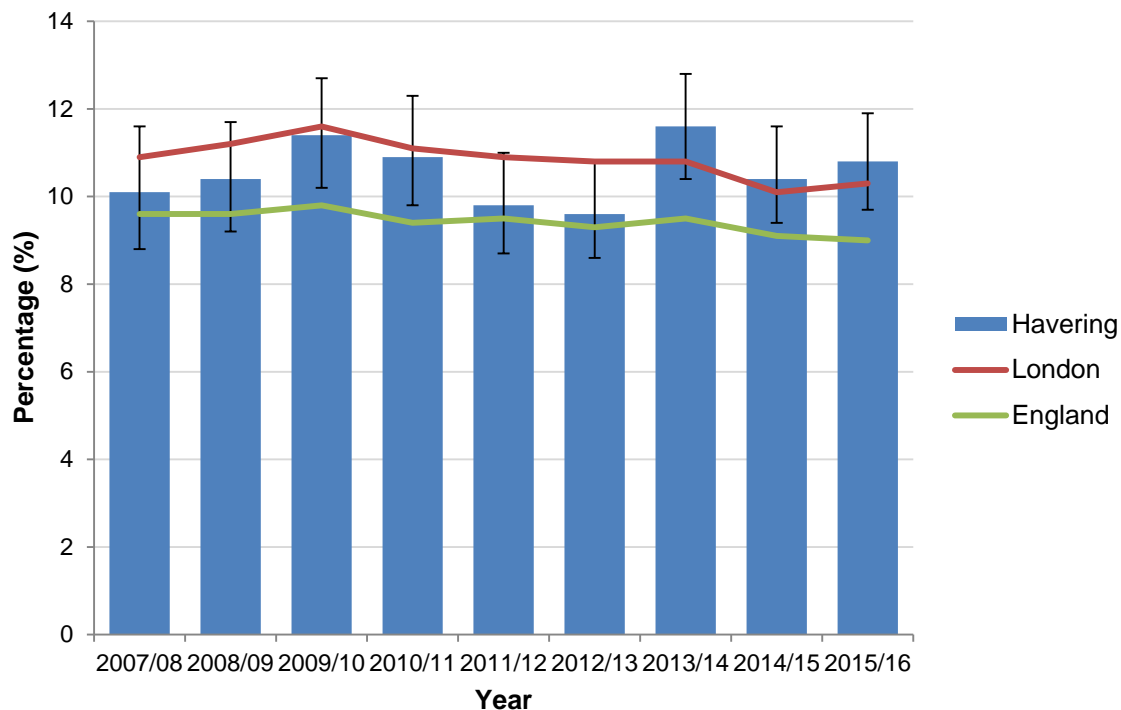
Indicator and Description	Value	2017/18 Annual Target	2017/18 Q2 Target	2017/18 Q2 Performance	Short Term DOT against Q1 2017/18		Long Term DOT against Q2 2016/17		Service
Obese Children (4-5 years)	Smaller is better	Similar to or Better than England (9%)	N/A	10.8% (2015/16) RED	-	N/A	↓	10.4% (2014/15)	Public Health
Percentage of patients who are satisfied with the GP out of hours services (Partnership PI)	Bigger is better	Better than England (66%) (TBC by Havering CCG)	N/A	67% (2017) GREEN	-	N/A	↓	68% (2016)	Havering CCG
The number of instances where an adult patient is ready to leave hospital for home or move to a less acute stage of care but is prevented from doing so, per 100,000 population (delayed transfers of care)	Smaller is better	TBC	TBC	N/A	-	N/A	-	N/A	Adult Social Care



## About Childhood Obesity

- Prevalence of obesity amongst 4-5 year olds in Havering has seen no significant change over the past 8 years.
- In 2015/16 Havering remained significantly worse than England but similar to London

**Percentage of Obese Children, Havering, London & England, 2007/08 – 2015/16**



Source: Public Health England



## Improvements Required: Childhood Obesity

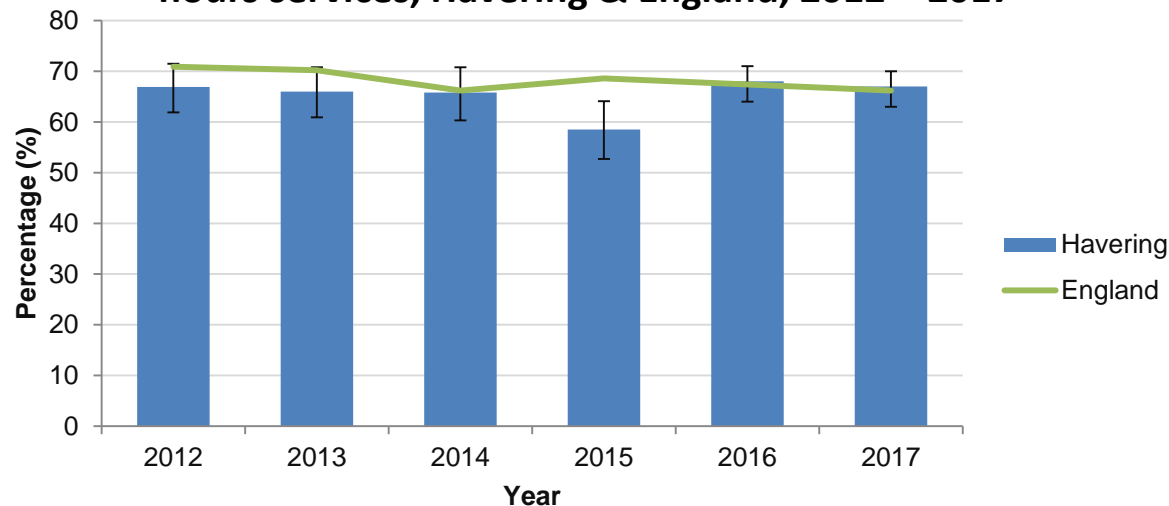
- Directed by Havering's 'Prevention of Obesity Strategy 2016-19', our borough working group continues to progress actions that are within the gift of the local authority and partners, and within available budgets.
- These actions include:
  - Increasing support for breastfeeding via infant feeding cafés in children's centres and launching a Breastfeeding Welcome scheme for local venues and businesses to sign up to.
  - Health Visitors and Early Help Practitioners developing a 'Starting Solid Foods' workshop to co-deliver in Children's Centres.
  - Increasing promotion of Healthy Start vouchers for free fruit, vegetables and milk to low-income families, and working with local businesses to increase acceptance of these.
  - The Health and Wellbeing in Schools Service, Havering Catering Services, Havering Sports Collective and School Nursing Service working together to streamline and develop the healthy eating and physical activity support they offer to children and families via schools.
  - Developing a Sugar Smart campaign, encouraging public venues and local businesses to make pledges to reduce promotion, sales and, ultimately, consumption of sugar.
- The group meets quarterly and at the next meeting will be reviewing progress of actions over the past year, and commencing work on refreshing the action plan for 2018/19.
- Obesity is a complex issue and many of the influences on it fall outside of local authority control.
- Work continues at national level, guided by the national 'Childhood Obesity: A Plan for Action' and we continue to link with national campaigns and programmes where appropriate.



## About Patient Experience of GP Out-of-Hours Services

- The latest available data (July 2017\*) shows no significant difference between the percentage of patients who are satisfied with the service in Havering (67%) and the England average (66%).
- Overall, a similar trend has been observed over the last 6 years except for 2015 when the Havering rate (59%) was significantly lower than the England average (69%).
- Havering CCG is responsible for this performance indicator.

**The percentage of patients who are satisfied with the GP out of hours services, Havering & England, 2012 – 2017**



Source: NHS Digital & GP Patient Survey Database

\*Refers to the July 2017 GP survey publication (January to March 2017 surveys). The average figures for 2017 may change when the second wave of surveys are completed and data included in calculations.

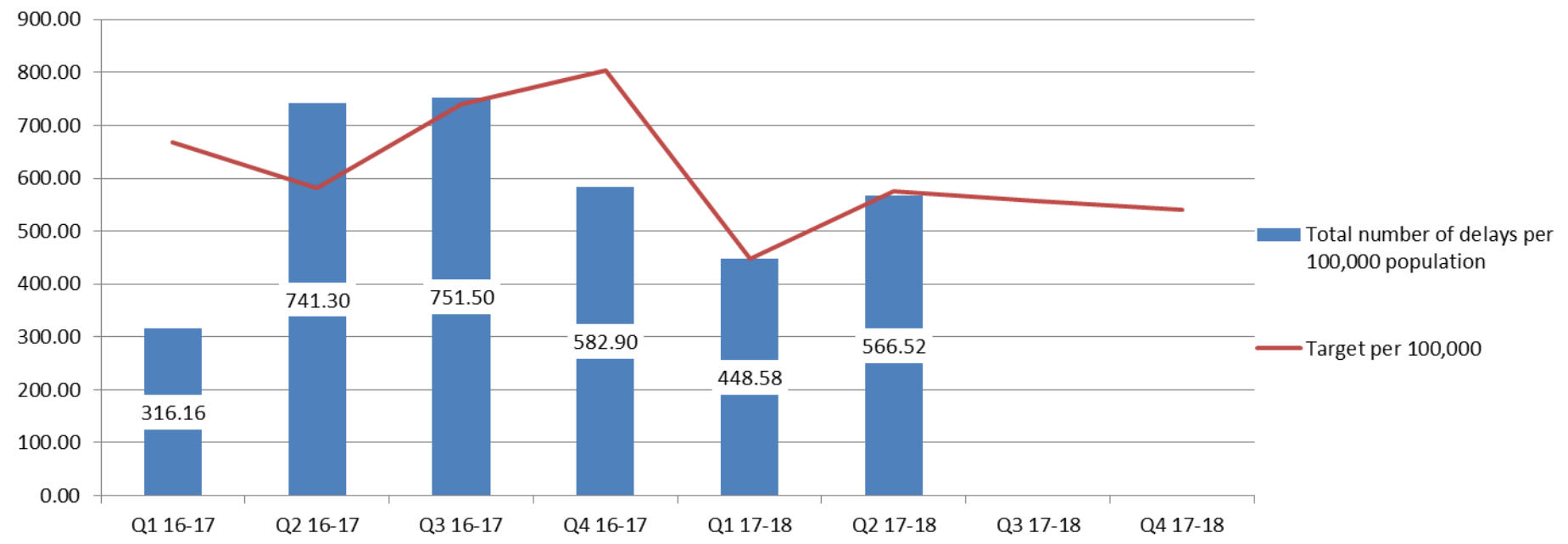


## About Delayed Transfer of Care

- Measures the impact of hospital services (acute, mental health and non-acute) and community-based care in facilitating timely and appropriate transfer from hospital of adults. It is therefore an important marker of the effective joint working of local partners, and is a measure of the effectiveness of the interface between health and social care services. Minimising delayed transfers of care and enabling people to live independently at home is one of the desired outcomes of social care.
- We are currently awaiting national guidance on the new definition of this Delayed Transfer of Care (DTOC) measure
- As part of the Better Care Fund, the total number of days delayed per month in a hospital setting is being monitored. Delays being transferred to a less acute stage of care reduces the Hospital's ability to treat other patients as well as potentially affecting the patient's health (for example, increasing the risk of infection, increasing the risk of muscle strength loss for older patients).
- The graph on the next slide shows the total number of days delayed per 100,000 population (attributable to either NHS, Social Care or both) per quarter for Havering.



## Average delayed transfers of care per 100,000 population (attributable to either NHS, social care or both) per quarter



- Performance for Q2 17/18 is better than the same period last year (where smaller is better) and is better than target, however is worse than last quarter.

# Any questions?

